



BOWMORE ASSET MANAGEMENT

MPS Core Risk Profile 5
December 2024



**ACTIVE
MANAGEMENT**



**GLOBAL
ORIENTATION**



**LONG TERM
HORIZON**



**HIGH
CONVICTION**



**WEALTH
PRESERVATION**

**RISK
SCALE**

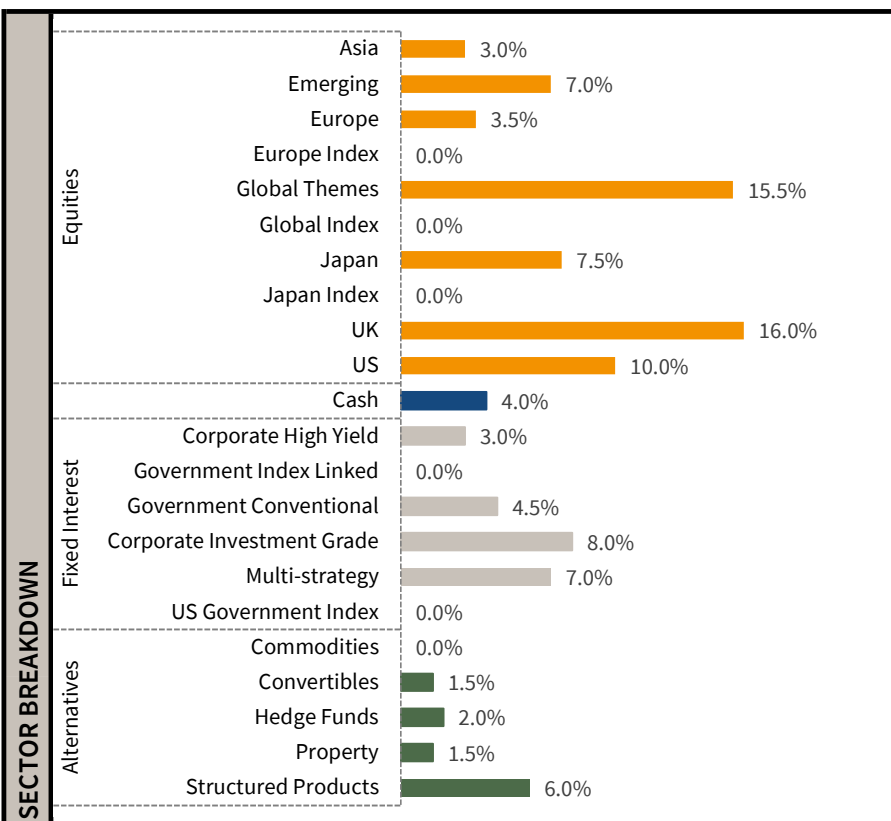


RISK PROFILE OVERVIEW

The objective of the portfolio is to achieve capital growth in excess of inflation. The portfolio is invested across a range of different asset classes to provide diversification. Typically, more than half of the portfolio will be invested in equities (but no more than 70%). The rest of the portfolio will be split evenly between other risk assets and defensive assets. The portfolio is expected to exhibit medium to high levels of volatility.

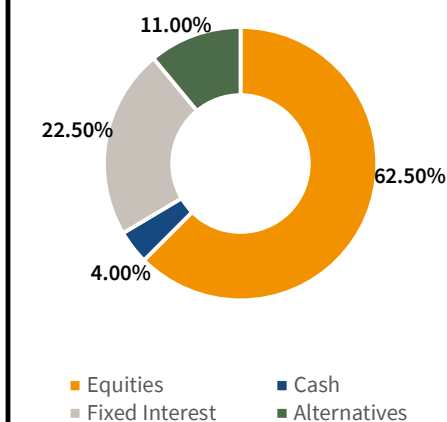
HEADLINE HOLDINGS

- Artemis UK Select
- Fidelity World Index Hedged
- M&G Short Dated Corp Bond
- AXA Sterling Credit SD
- AHFM Defined Returns
- Fortem Cap Prog Growth



PORTFOLIO COMPOSITION

The range of exposure to different asset classes may vary.



RANGE OF EXPOSURE

	Lower	Upper
Equities	55.0%	75.0%
Fixed Interest	10.0%	25.0%
Alternatives	0.0%	20.0%

FOR FURTHER INFORMATION

0203 617 9206
enquiries@bowmoream.com
www.bowmorewealth.com
20 Birchin Court
EC3V 9DU, London
United Kingdom



Jonathan Webster-Smith



James Woodman

PORTFOLIO ATTRIBUTES

For a full break down of the expected costs and charges associated with a Bowmore portfolio, please contact our Investment Management team or your Financial Adviser.



BOWMORE ASSET MANAGEMENT

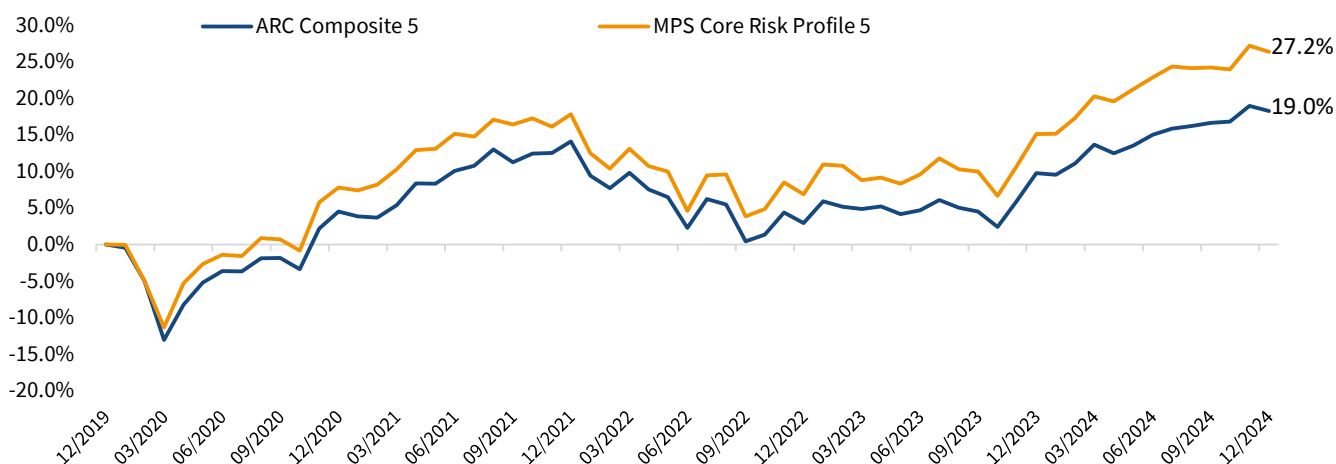
MPS Core Risk Profile 5
December 2024

MARKET UPDATE

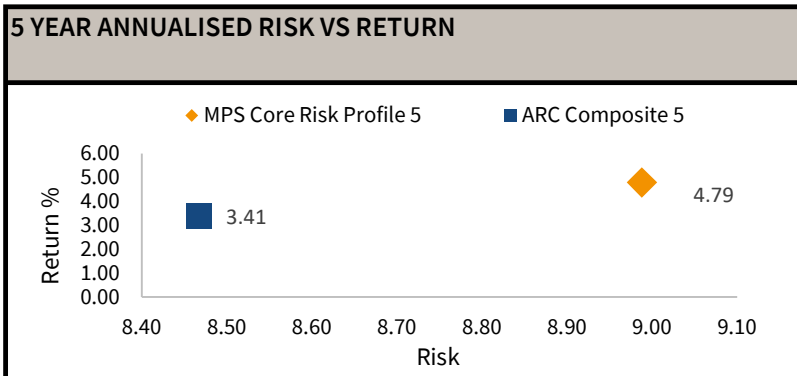
In late 2024, the US Federal Reserve cut interest rates to 4.5%, boosting the US stock market and thus, global equities. The Bank of England and European Central Bank followed suit, but their effects were less impactful, with European and UK stocks underperforming in Q4.

Despite these rate cuts, bond yields in both the UK and US unusually rose in December, driven by concerns over inflation expectations and increased spending from the incoming Trump presidency and Labour's Autumn budget.

As a result, expectations for further rate cuts in 2025 have decreased, dampening global economic growth forecasts. Meanwhile, AI-driven growth in 2024 heavily benefited a few major US tech companies, but the market is shifting towards broader AI adoption, prompting us to trim exposure to leading US tech stocks and look for other opportunities.



5 YEAR ANNUALISED RISK VS RETURN		
	Portfolio	ARC Comp 5
Annualised return	4.79	3.41
Annualised risk	8.99	8.47
Risk adjusted return	0.53	0.40
Annualised maximum draw down	-11.86	-13.08



DISCLAIMER

This document has been prepared by Bowmore Asset Management Limited, a private limited company authorised and regulated by the Financial Conduct Authority.

Asset allocation is rounded to the nearest one decimal place.

Nothing contained herein shall constitute any representation or warrant, and no responsibility or liability is accepted by Bowmore as to the accuracy or completeness of any information supplied herein.

Bowmore's portfolios are benchmarked against the ARC Private Client Indices.

Source: Morningstar Direct

All performance numbers are net of all charges and include dividends re-invested. Past performance is not a reliable indicator of future performance. The value of investments can fall as well as rise and any income from them is not guaranteed.