



BOWMORE ASSET MANAGEMENT

MPS Core Risk Profile 4
April 2025



**ACTIVE
MANAGEMENT**



**GLOBAL
ORIENTATION**



**LONG TERM
HORIZON**



**HIGH
CONVICTION**



**WEALTH
PRESERVATION**

**RISK
SCALE**

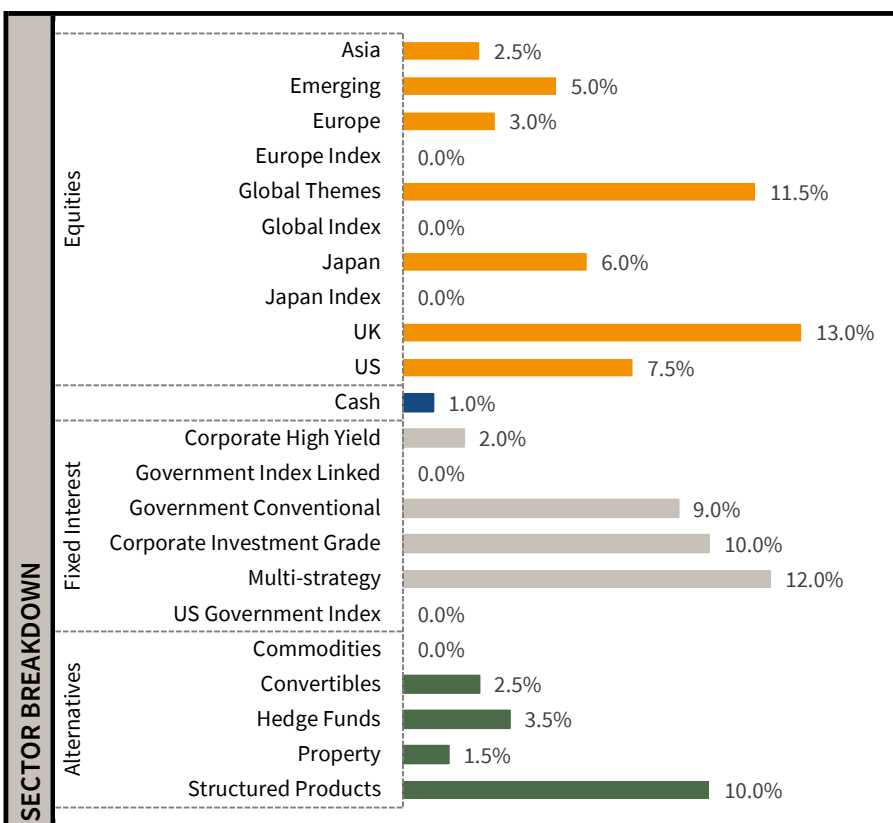


RISK PROFILE OVERVIEW

The objective of the portfolio is to achieve capital growth in excess of inflation. The portfolio is invested across a range of different asset classes to provide diversification. Typically, half of the portfolio will be invested in equities (but no more than 55%). The rest of the portfolio will be split evenly between other risk assets and defensive assets. The portfolio is expected to exhibit medium levels of volatility.

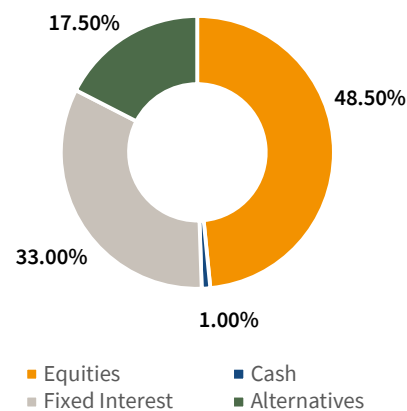
HEADLINE HOLDINGS

- Artemis UK Select
- Fidelity World Index Hedged
- Fidelity Cash fund
- Vanguard Global Bond Index
- AHFM Defined Returns
- Fortem Cap Prog Growth



PORTFOLIO COMPOSITION

The range of exposure to different asset classes may vary.



RANGE OF EXPOSURE

	Lower	Upper
Equities	40.0%	55.0%
Fixed Interest	15.0%	30.0%
Alternatives	10.0%	30.0%

FOR FURTHER INFORMATION



Jonathan Webster-Smith



Stephanie White



James Woodman

E: enquiries@bowmoream.com W: www.bowmorewealth.com

20 Birchin Court, EC3V 9DU, United Kingdom

PORTFOLIO ATTRIBUTES

For a full break down of the expected costs and charges associated with a Bowmore portfolio, please contact our Investment Management team or your Financial Adviser.



BOWMORE ASSET MANAGEMENT

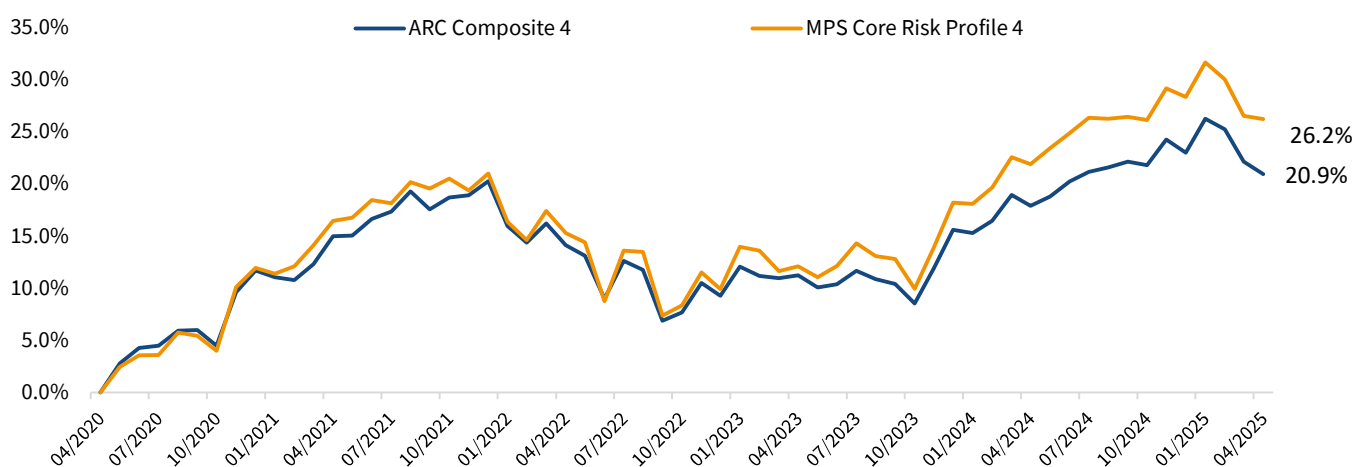
MPS Core Risk Profile 4

April 2025

MARKET UPDATE

The market pullback in January 2025, led by the semiconductor companies in light of Chinese AI developments, has been overshadowed by the more recent correction we have seen in global markets. Tariffs have always been a central tool in Trump's protectionist agenda, but the extent to which the president was willing to push them has caught the market off guard. Consumer and investor confidence in the US has taken a hit and along with that, the US Dollar. However, earnings remain resilient and we believe the sell off to be driven by sentiment and fear more than anything else. We are focused on the fundamentals and now see good value in certain areas of the US market, particularly given our baseline view of 'slowdown, but no recession'.

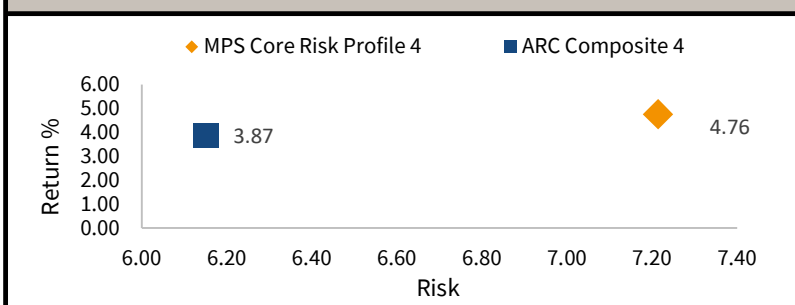
We are seeing growth on divergent paths around the globe amid elevated policy uncertainty, which is creating unique opportunities for active managers. Europe is seeing inflation cool and earnings upgrades, India is going through a manufacturing revolution, consumer sentiment is picking up in China. Diversification has never been so important.



5 YEAR ANNUALISED RISK VS RETURN

	Portfolio	ARC Comp 4
Annualised return	4.76	3.87
Annualised risk	7.21	6.15
Risk adjusted return	0.66	0.63
Annualised maximum draw down	-11.27	-11.13

5 YEAR ANNUALISED RISK VS RETURN



DISCLAIMER

This document has been prepared by Bowmore Asset Management Limited, a private limited company authorised and regulated by the Financial Conduct Authority.

Asset allocation is rounded to the nearest one decimal place.

Nothing contained herein shall constitute any representation or warrant, and no responsibility or liability is accepted by Bowmore as to the accuracy or completeness of any information supplied herein.

Bowmore's portfolios are benchmarked against the ARC Private Client Indices.

Source: Morningstar Direct

Performance figures are shown net of the 0.3% Annual Management Charge (AMC) which is not subject to VAT and underlying fund charges but excludes any adviser and platform charges. All income is assumed to be reinvested. Past performance is not a reliable indicator of future results. The value of investments can fall as well as rise, and any income from them is not guaranteed.